

PHONO JACKS

Phono Jacks and Phono Jack Sets from Switchcraft

PRODUCT BULLETIN 535

Switchcraft, the industry recognized leader in audio-video connectivity, introduces the addition of a comprehensive line of PCB Mount RCA Jacks and Jack Sets.

Switchcraft's newest product family addresses the requirements of the most critical audio and audio/video applications. 1, 2, 3, 4, 6, and 8 position jack sets are offered in a variety of color combinations with numerous plating, grounding, shielding, mounting, and justification options.

Features and Benefits

- High temperature plastic housings and long life contacts
- Snap fit PCB contacts and housings
- Low profile footprint
- Numerous options and configurations

Applications

- Audio
- Video
- General Purpose Electronics

Options

- Right angle and straight PCB mount
- Horizontal and vertical justification
- Shielding and grounding
- Bulkhead mounting screw
- Colors
- Plating

Specifications

Electrical

Temperature Range: -25 to +80°C
Rated Voltage: 34V DC or AC
Withstand Voltage: 500V
Rated Current: 2A DC or AC
Dielectric Strength: 500V AC @ 1 minute
Contact Resistance: <30 mohms
Insertion Force*: <29.4N
Extraction Force*: 1N to 29.4N
* Depends Upon Mating Plug

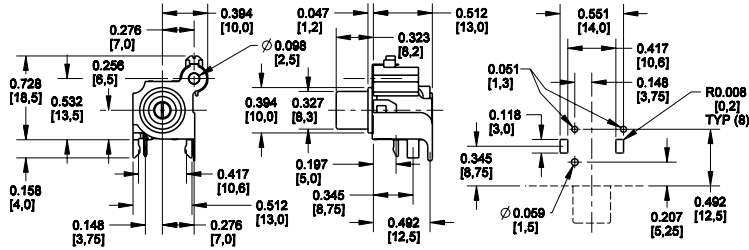
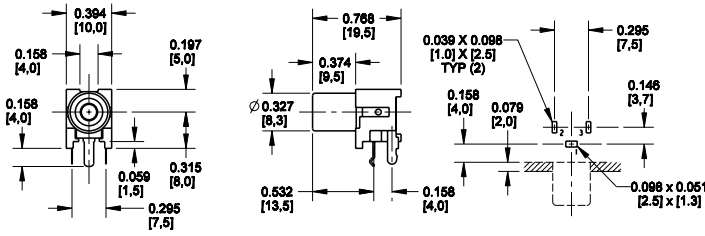
Material and Platings

Housing: **UL94-HB** Rated, ABS
Insulators: ABS
Ground Shell and Terminal: Nickel or
Gold Plated, Copper Alloy
Terminals: Tin Plated Copper Alloy



Product Information

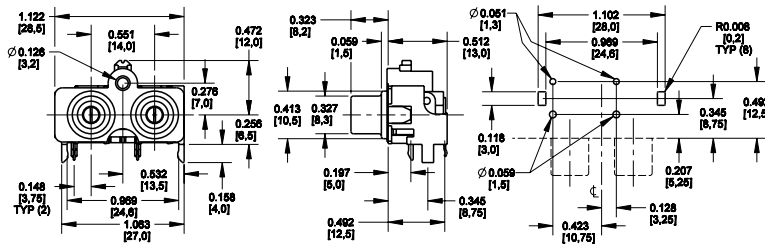
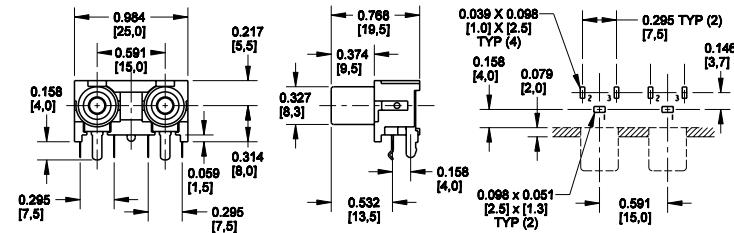

1 Position PCB Mount



Part Number	Color
PJLAN1X1U01	Black
PJLAN1X1U02	White
PJLAN1X1U03	Red
PJLAN1X1U04	Yellow
Call Factory	Green
Call Factory	Blue

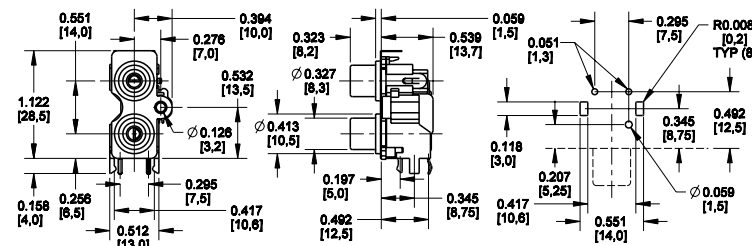
Part Number	Color
PJLAS1X1S01	Black
PJLAS1X1S02	White
PJLAS1X1S03	Red
PJLAS1X1S04	Yellow
Call Factory	Green
Call Factory	Blue

2 Position PCB Mount



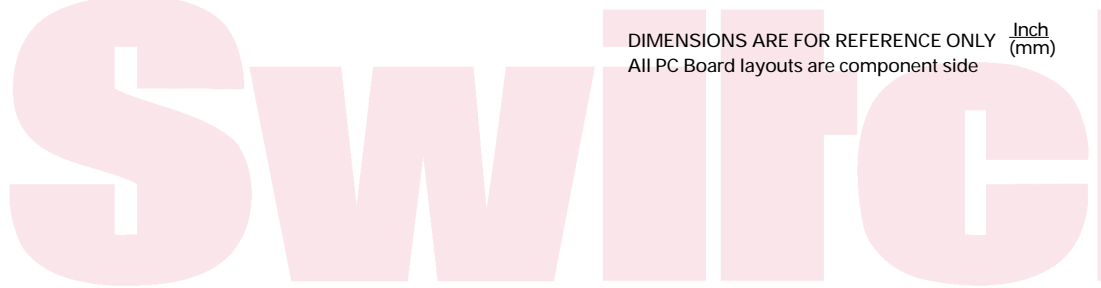
Part Number	Color
PJLAN2X1U01	Red/White
PJLAN2X1U02	White/Red

Part Number	Color
PJLAS2X1S01	Red/White
PJLAS2X1S02	White/Red



Part Number	Color
PJLAS1X2S01	Red White
PJLAS1X2S02	White Red

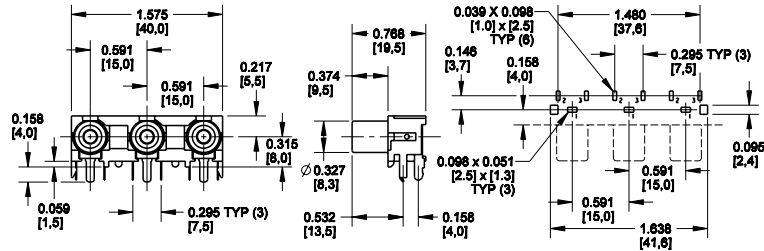
DIMENSIONS ARE FOR REFERENCE ONLY Inch
(mm)
All PC Board layouts are component side




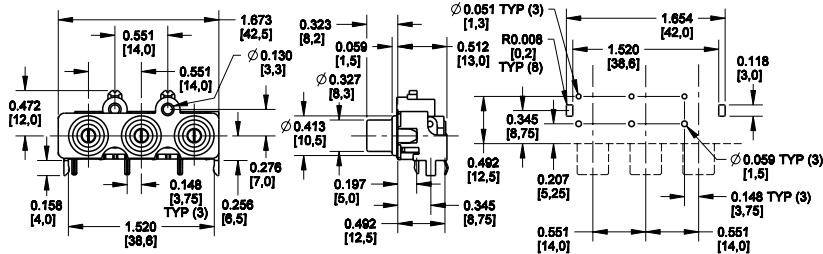
Product Information

3, 4, 6, & 8 Position PCB Mount

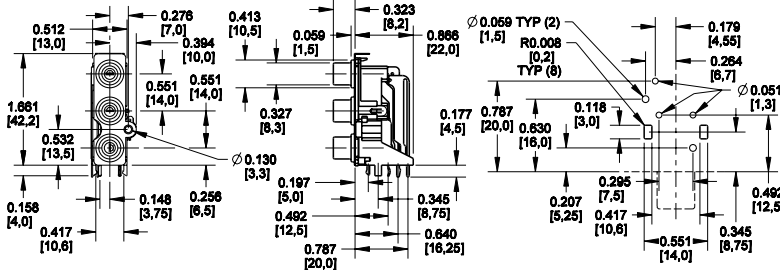
Part Number	Color
PJRN3X1U01	Red/White/Yellow
PJRN3X1U03	Red/Green/Blue




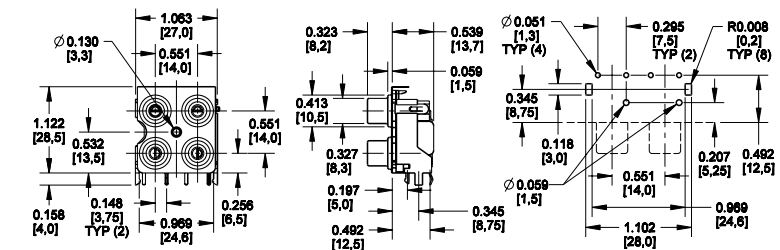
Part Number	Color
PJRS3X1S01	Red/White/Yellow
PJRS3X1S02	Green/Blue/Red




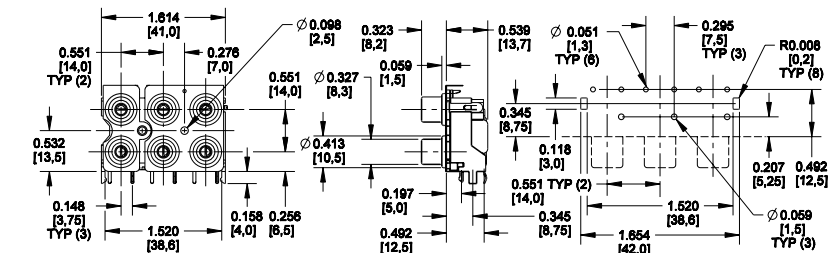
Part Number	Color
PJRS1X3S01	Red White Yellow
PJRS1X3S02	Green Blue Red




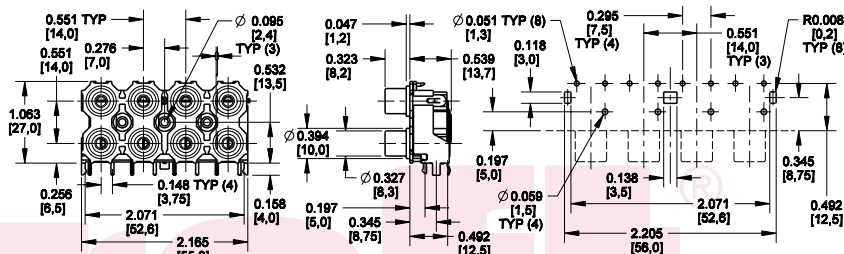
Part Number	Color
PJRS2X2S01	White x 2 Red x 2



Part Number	Color
PJRS3X2S01	White x 3 Red x 3
PJRS3X2S02	Red/White/Yellow Red/White/Yellow

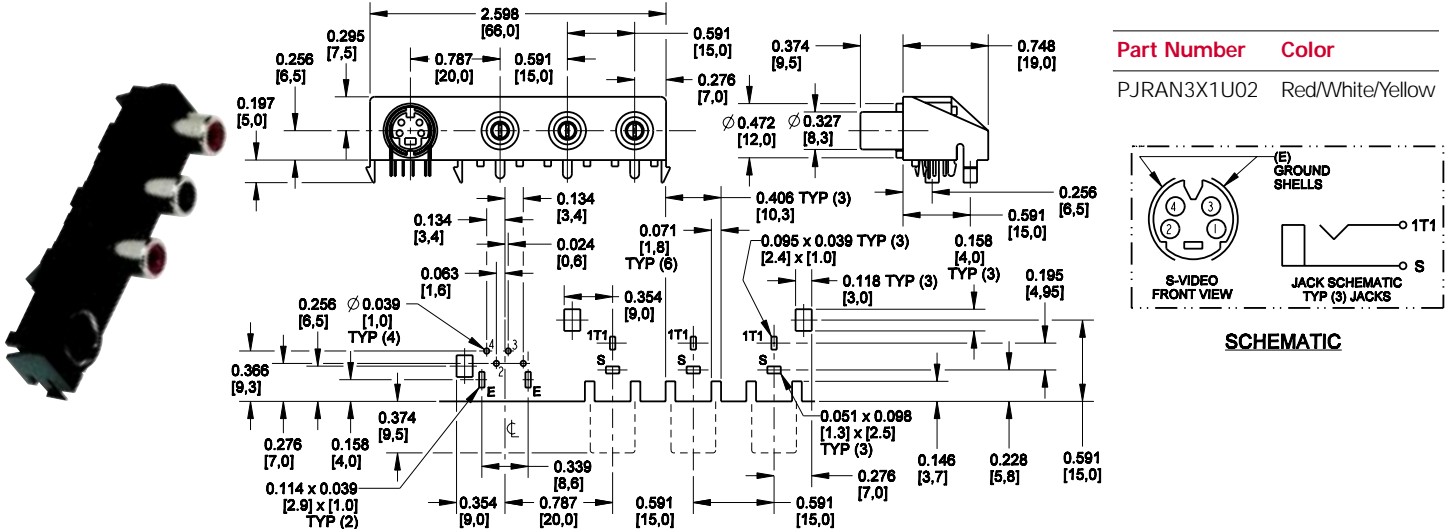


Part Number	Color
PJRS4X2U01	White x 4 Red x 4

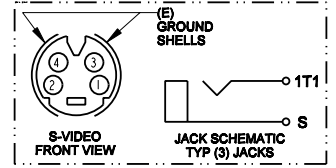


Product Information

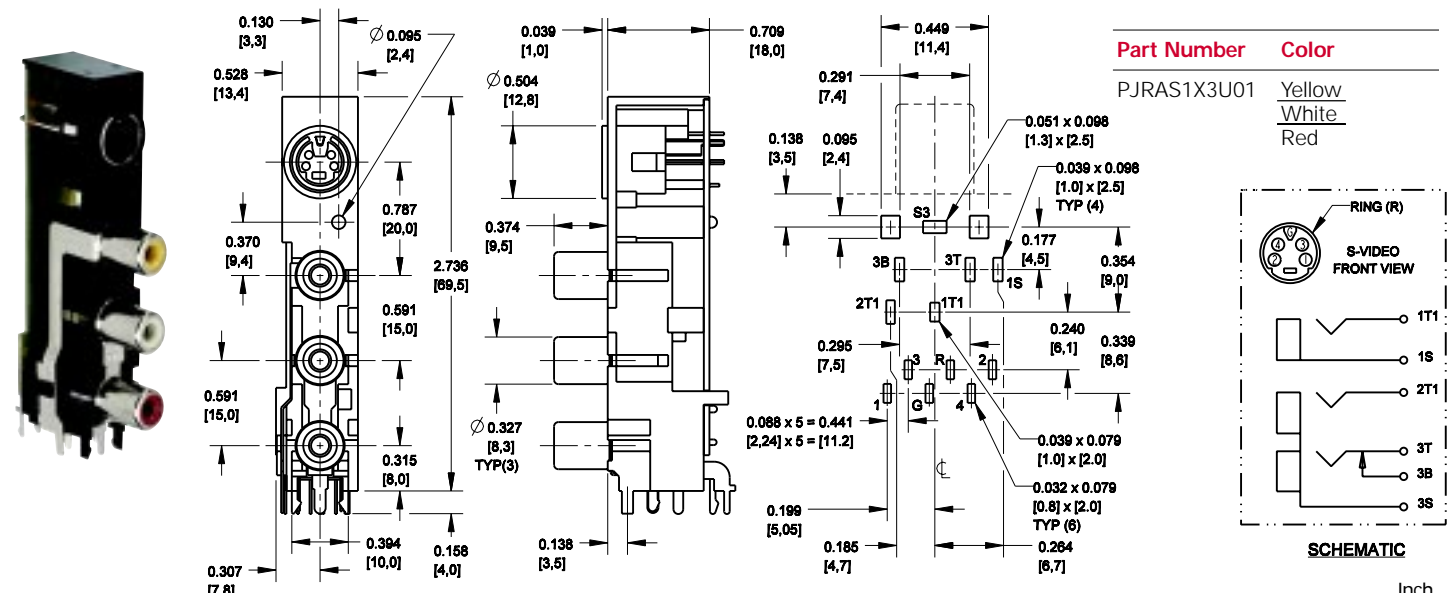
Combination Phono and S-Video PCB Mount



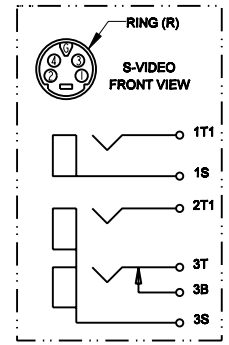
Part Number **Color**
 PJRAN3X1U02 Red/White/Yellow



SCHEMATIC



Part Number **Color**
 PJRAS1X3U01 Yellow
 White
 Red



SCHEMATIC

DIMENSIONS ARE FOR REFERENCE ONLY ^{Inch} (mm)
 All PC Board layouts are component side

Ordering Information (Contact factory for color, shielding, grounding, justification options.)

PJ	RA	S	#	X	#	S	01	AU
Product Type	Justification	Mounting	Positions Horizontal	By	Positions Vertical	Shielding	Version	Ground Shell Plating
Phono Jack	RA - Right Angle ST - Straight	S - Screw(s) N - No Screws	1,2,3, or 4	By	1, 2, or 3	S = Shielded U - Unshielded		AU/Gold