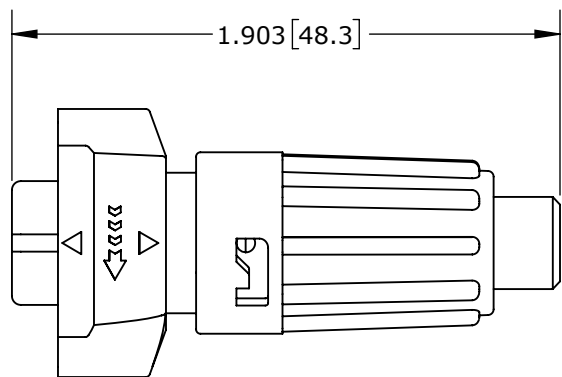


CUSTOMER PRINT

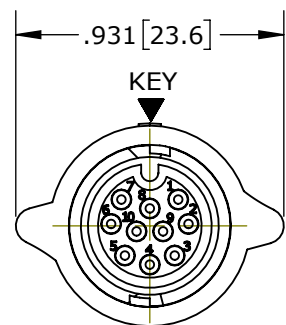
PART NUMBER: W6882-XPG-P-5XX

NOTES:

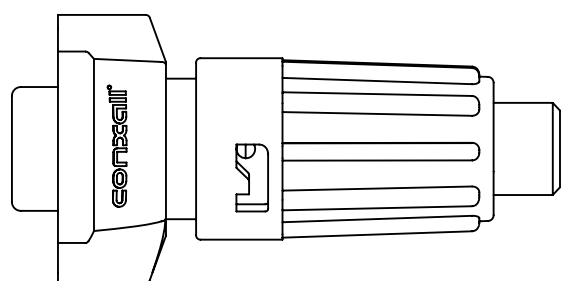
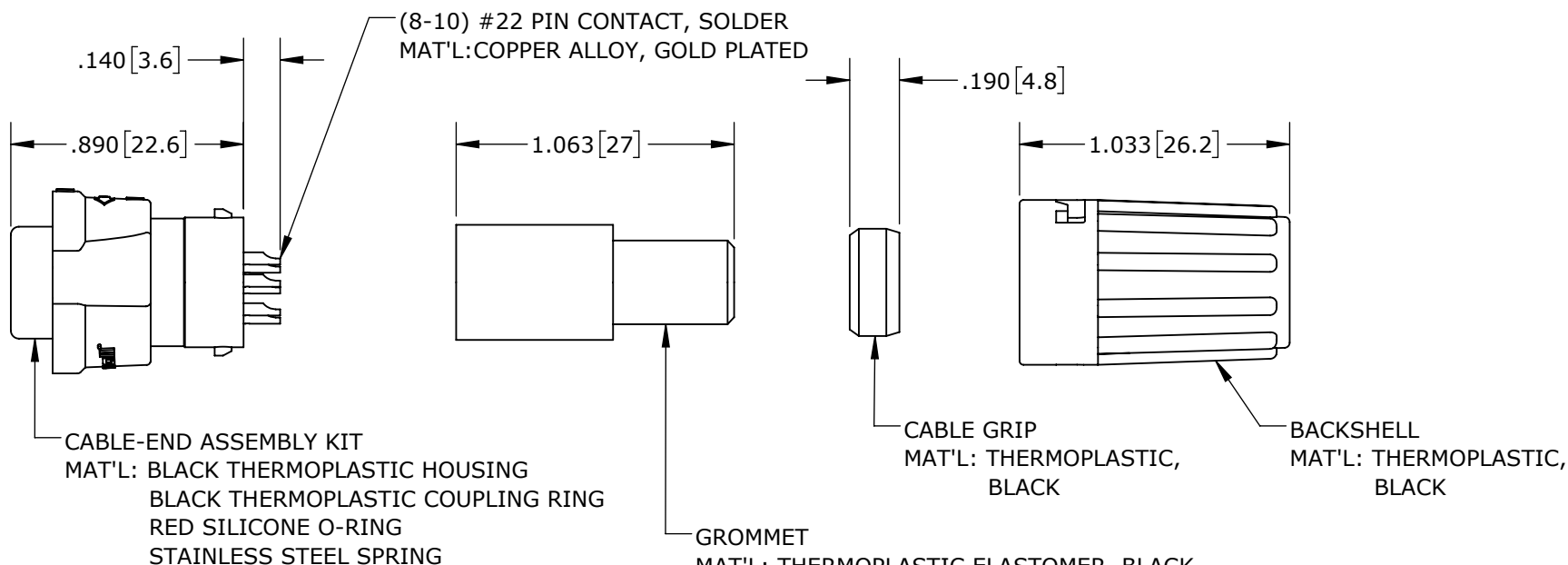
1. ALL PARTS TO BE BULK PACKED.
2. SEE DRAWING HPMISTD FOR HOLE PATTERN.
3. ALL DIMENSIONS ARE REFERENCE ONLY. DIMENSIONS IN [] ARE METRIC.



SHOWN ASSEMBLED KIT
ASSY: W6882-10PG-P-5XX SHOWN



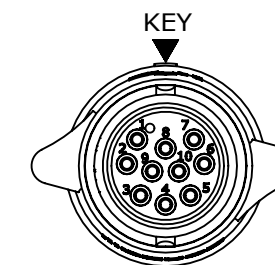
MATING FACE
ASSY: W6882-10PG-P-5XX SHOWN



SHOWN ASSEMBLED KIT
ASSY: W6882-10PG-P-5XX SHOWN

CABLE-END CONNECTOR P/N	CONTACTS
W6882-8PG-P-5XX	8 #22
W6882-9PG-P-5XX	9 #22
W6882-10PG-P-5XX	10 #22
W6882-XPG-P-5XX	

GROMMET SIZE
NUMBER OF CONTACTS

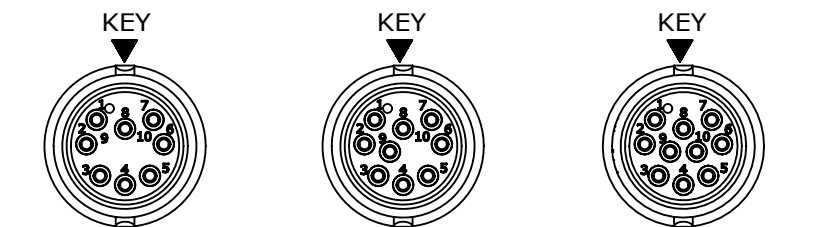


WIRING END
ASSY: W6882-10PG-P-5XX SHOWN WITHOUT HARDWARE

CUSTOMER APPROVAL

THIS DOCUMENT CONTAINS CONFIDENTIAL INFORMATION PROPRIETARY TO CONXALL CORPORATION. ANY REPRODUCTION, DISCLOSURE, OR USE OF THIS DOCUMENT / INFORMATION IS EXPRESSLY PROHIBITED UNLESS AUTHORIZED IN WRITING BY CONXALL CORPORATION.

APPROVED BY: _____
DATE: _____



WIRING END W6882-8PG-P-5XX
WIRING END W6882-9PG-P-5XX
WIRING END W6882-10PG-P-5XX

RoHS COMPLIANT

0A	PNK	01-15-18	PDR 16014
REV.	INIT.	DATE	DESCRIPTION
	PNK	01-15-18	ORIG. DRAWN BY: DATE: 01-15-18
ALL INFORMATION ILLUSTRATED IS THE PROPERTY OF CONXALL CORPORATION. UNAUTHORIZED DUPLICATION OR DISTRIBUTION OF THIS DOCUMENT IS PROHIBITED.			<p>601 E. WILDWOOD VILLA PARK, IL 60181</p>
ALL UNITS ARE IN FEET, INCHES, FRACTION OF INCHES AND DECIMALS. UNLESS OTHERWISE SPECIFIED TOLERANCES: 3 PLACE DECIMALS ±0.10 ANGLES ±1° FRACTIONS ±1/16			
APPROVED BY:		SCALE	TITLE:
		NTS	CABLE-END ASSEMBLY
		SIZE	8-10 #22 PIN CONTACTS, SOLDER
		B	INSTA-CLICK™ MINI-CON-X
		SHEET	CUSTOMER: STANDARD PRODUCT
		1 OF 1	
FILE:	DIRECTORY:	PART NUMBER:	REV
W6882-XPG-P-5XX	SLW	W6882-XPG-P-5XX	0A