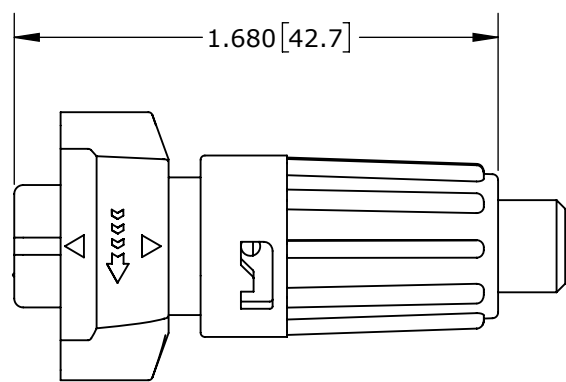


CUSTOMER PRINT

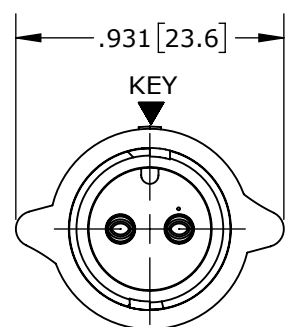
PART NUMBER: W6382-XSG-P-5XX

**NOTES:**

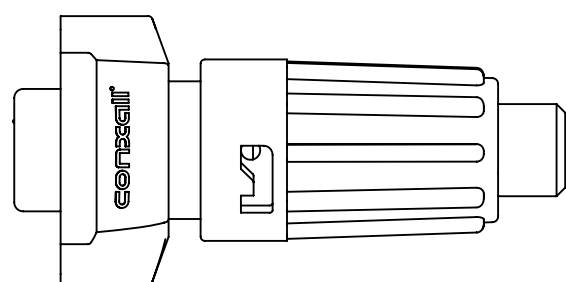
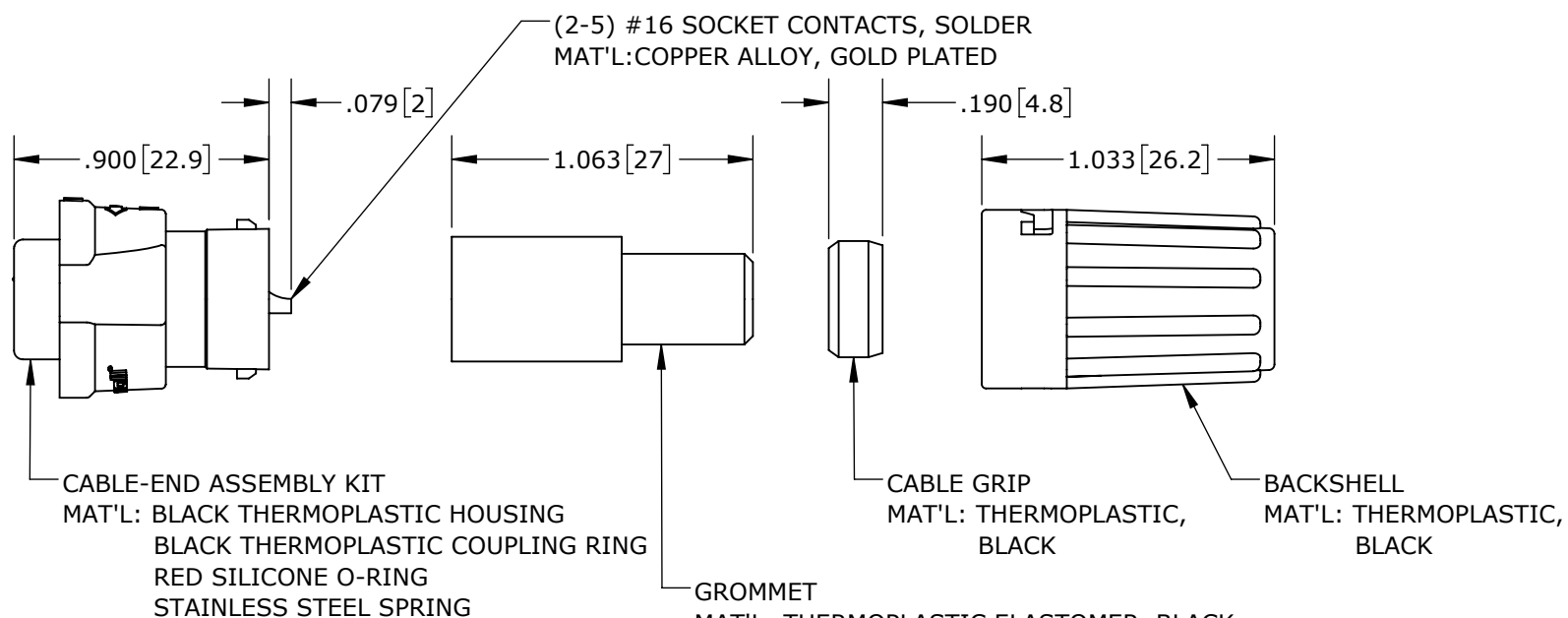
1. ALL PARTS TO BE BULK PACKED.
2. SEE DRAWING HPMISTD FOR HOLE PATTERN.
3. ALL DIMENSIONS ARE REFERENCE ONLY. DIMENSIONS IN [ ] ARE METRIC.



**SHOWN ASSEMBLED KIT**  
ASSY: W6382-2SG-P-5XX SHOWN



**MATING FACE**  
ASSY: W6382-2SG-P-5XX SHOWN



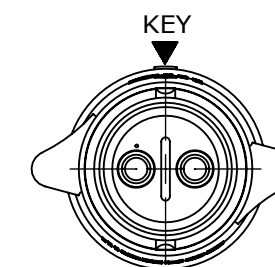
**SHOWN ASSEMBLED KIT**  
ASSY: W6382-2SG-P-5XX SHOWN

- 513 = 0.13 - 0.15 [3.3 - 3.8]
- 516 = 0.16 - 0.18 [4.1 - 4.6]
- 519 = 0.19 - 0.21 [4.8 - 5.3]
- 522 = 0.22 - 0.25 [5.6 - 6.3]
- 526 = 0.25 - 0.27 [6.3 - 6.8]
- 528 = 0.26 - 0.28 [6.6 - 7.1]

CABLE-END CONNECTOR P/N	CONTACTS
W6382-2SG-P-5XX	2 #16
W6382-3SG-P-5XX	3 #16
W6382-4SG-P-5XX	4 #16
W6382-5SG-P-5XX	5 #16
W6382-XSG-P-5XX	

GROMMET SIZE

NUMBER OF CONTACTS



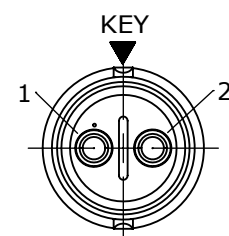
**WIRING END**  
ASSY: W6382-2SG-P-5XX SHOWN WITHOUT HARDWARE

**CUSTOMER APPROVAL**

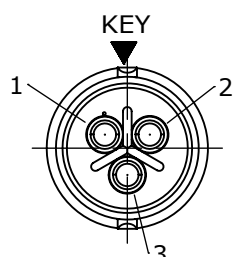
THIS DOCUMENT CONTAINS CONFIDENTIAL INFORMATION PROPRIETARY TO CONXALL CORPORATION. ANY REPRODUCTION, DISCLOSURE, OR USE OF THIS DOCUMENT / INFORMATION IS EXPRESSLY PROHIBITED UNLESS AUTHORIZED IN WRITING BY CONXALL CORPORATION.

APPROVED BY: \_\_\_\_\_

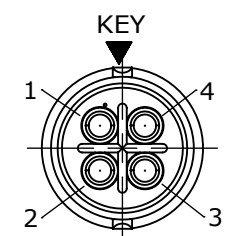
DATE: \_\_\_\_\_



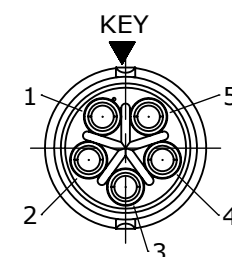
**WIRING END**  
W6382-2SG-P-5XX



**WIRING END**  
W6382-3SG-P-5XX



**WIRING END**  
W6382-4SG-P-5XX



**WIRING END**  
W6382-5SG-P-5XX

**RoHS COMPLIANT**

0A	PNK	01-15-18	PDR 16014
REV.	INIT.	DATE	DESCRIPTION
			ORIG. DRAWN BY: PNK DATE: 01-15-18
ALL INFORMATION ILLUSTRATED IS THE PROPERTY OF CONXALL CORPORATION. UNAUTHORIZED DUPLICATION OR DISTRIBUTION OF THIS DOCUMENT IS PROHIBITED.			
601 E. WILDWOOD VILLA PARK, IL 60181			
APPROVED BY:			TITLE: CABLE-END ASSEMBLY 2-5 #16 SOCKET CONTACTS, SOLDER INSTA-CLICK™ MINI-CON-X
SCALE: NTS SIZE: B SHEET: 1 OF 1			CUSTOMER: STANDARD PRODUCT
FILE: W6382-XSG-P-5XX	DIRECTORY: SLW	PART NUMBER: W6382-XSG-P-5XX	REV 0A