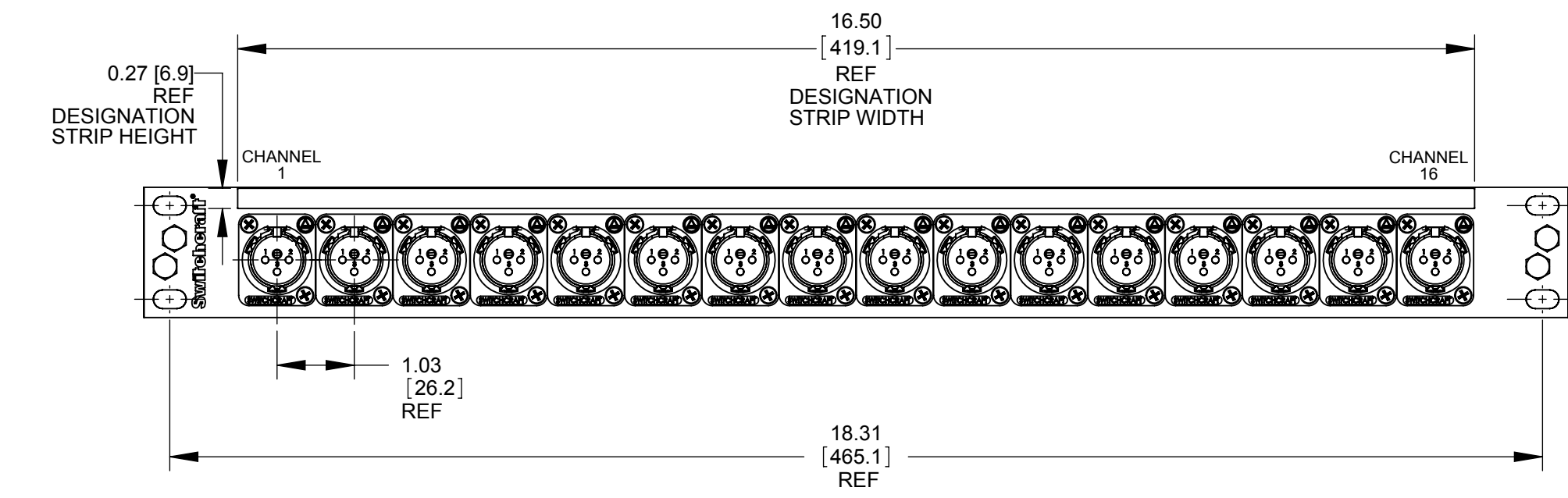

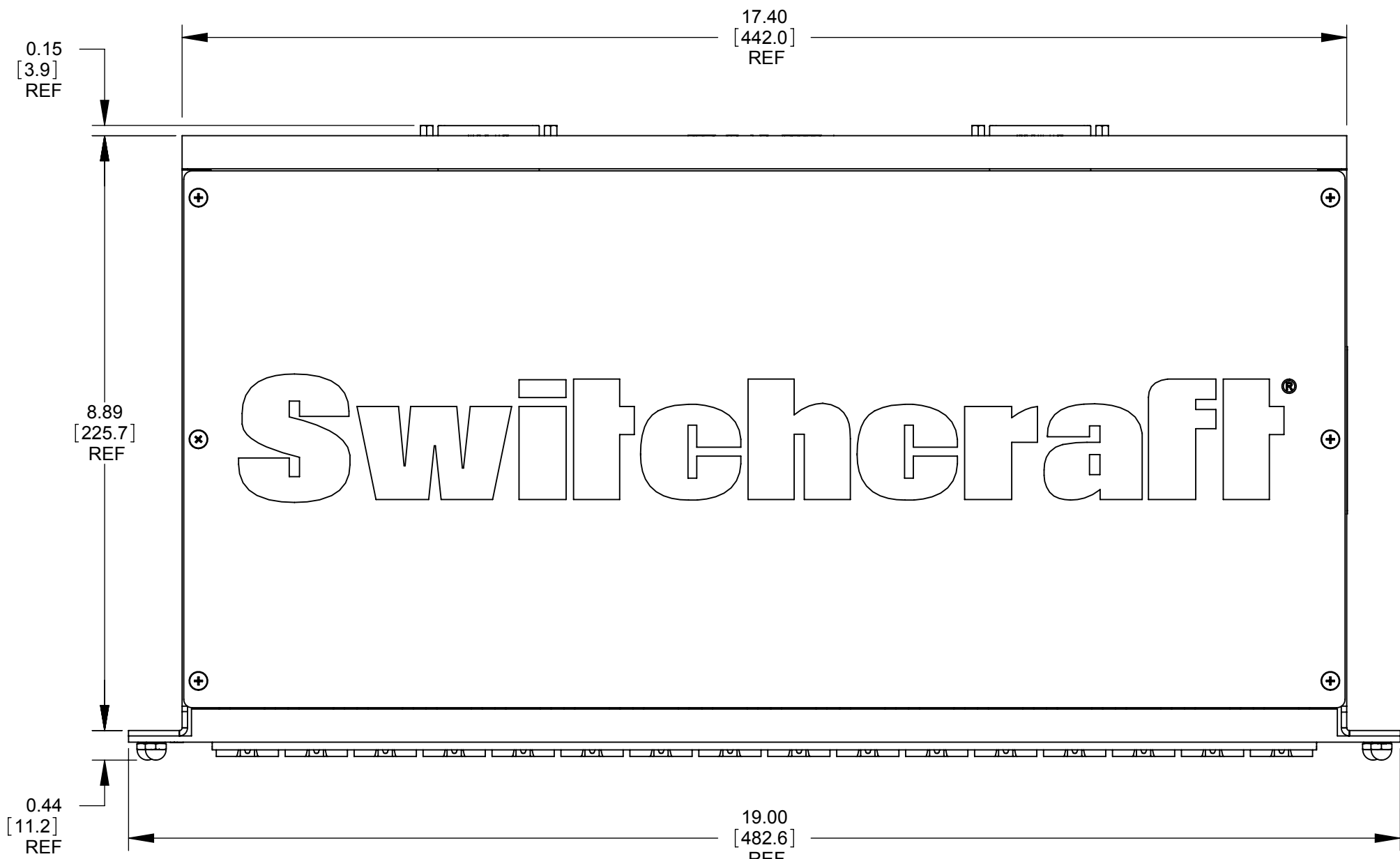


**DETAIL A**  
(PIN OUT REPEATS FOR EACH SET OF 8 CHANNELS)  
SCALE 3 : 1

DB-25 WIRING CHART			
XLR (CHANNEL)	PIN 1	PIN 2	PIN 3
1	25	24	12
2	11	10	23
3	22	21	9
4	8	7	20
5	19	18	6
6	5	4	17
7	16	15	3
8	2	1	14



- NOTES**
1. BLUE ANODIZED ALUMINUM CHASSIS.
  2. THIS PRODUCT IS RoHS COMPLIANT.

**CUSTOMER DRAWING**

UNLESS OTHERWISE SPECIFIED					THIS DRAWING DESCRIBES A DESIGN CONSIDERED PROPRIETARY IN NATURE, DEVELOPED AND MANUFACTURED BY SWITCHCRAFT INC. AND IS RELEASED ON A CONFIDENTIAL BASIS FOR IDENTIFICATION PURPOSES ONLY.					
1. ALL DIMENSIONS IN INCHES [mm]					SIZE	WIDTH	MULT	LBS/M	TEMPER	
- TWO PLACE DECIMALS ±0.02 [0.5]					FINISH				MATERIAL	
- THREE PLACE DECIMALS ±0.005 [0.13]					FIRST USED ON				SPEC No.	
					SCALE					
					1:4					
B	27498	05/12/15	PC	TJK	DATE DRAWN	BY	CHKD	APVD	SHEET 1 OF 1	
A	26335	02/06/09	PC	TJK	7/23/08	BHM	10/23/15	10/23/15		
REVISIONS					NAME					REV
DO NOT SCALE DRAWING					PASS-THROUGH I/O PANEL					B
					1RU 16 MALE XLR, RoHS					PT16MX2DB25