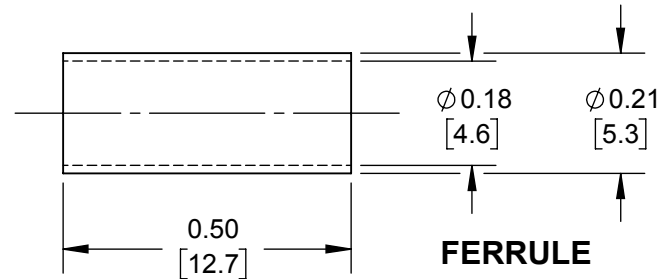
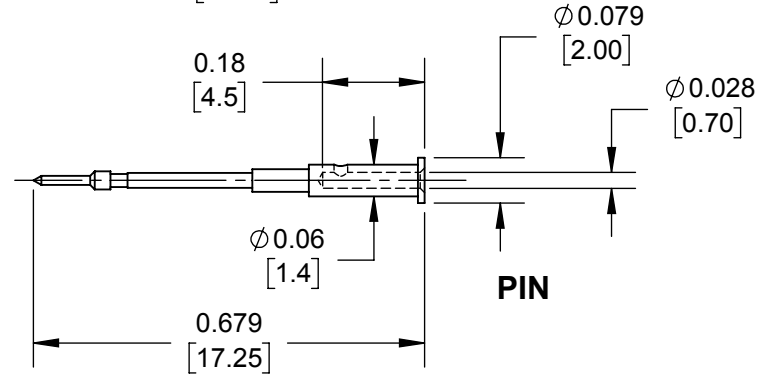
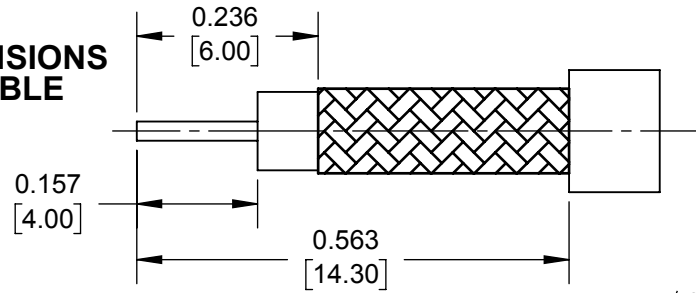
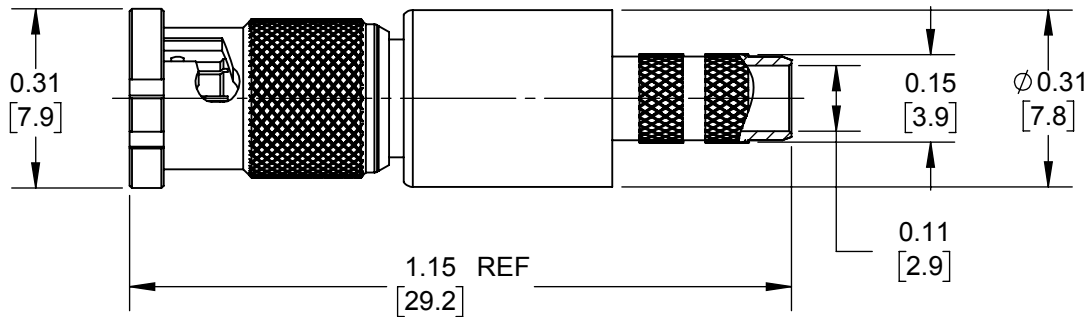


### STRIPPING DIMENSIONS FOR 4855R CABLE



**NOTES:**

1. MUST BE ROHS COMPLIANT.
2. MUST BE USEABLE TO 12GHZ.
3. ALL DIMENSIONS ARE REF.
4. CRIMP CONTACT PIN WITH 0.042 SQUARE.
5. CRIMP FERRULE WITH 0.180 HEX.

**CUSTOMER DRAWING**

					THIS DRAWING DESCRIBES A DESIGN CONSIDERED PROPRIETARY IN NATURE, DEVELOPED AND MANUFACTURED BY SWITCHCRAFT INC. AND IS RELEASED ON A CONFIDENTIAL BASIS FOR IDENTIFICATION PURPOSES ONLY.						
					UNLESS OTHERWISE SPECIFIED	SIZE	WIDTH	MULT	LBS/M	TEMPER	
					1. ALL DIMENSIONS IN INCHES [mm]	FINISH			MATERIAL		
					- TWO PLACE DECIMALS ±0.02 [0.5]	SPEC No.			SPEC No.		
					- THREE PLACE DECIMALS ±0.005 [0.13]	FIRST USED ON		SCALE 1:1			
A	28255	2/21/20	TJK	TJK	DATE DRAWN	BY	CHKD	APVD	<b>Switchcraft®</b>		
REV	ECO NUMBER	DATE	BY	APVD	10/7/19	SRC	TJK	TJK			
REVISIONS					DO NOT SCALE DRAWING					SHEET 1 OF 1	
					NAME <b>PLUG, MICRO BNC FOR 4855R CABLE</b>					PART No. <b>UHDMB55</b>	
										REV <b>A</b>	

