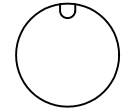
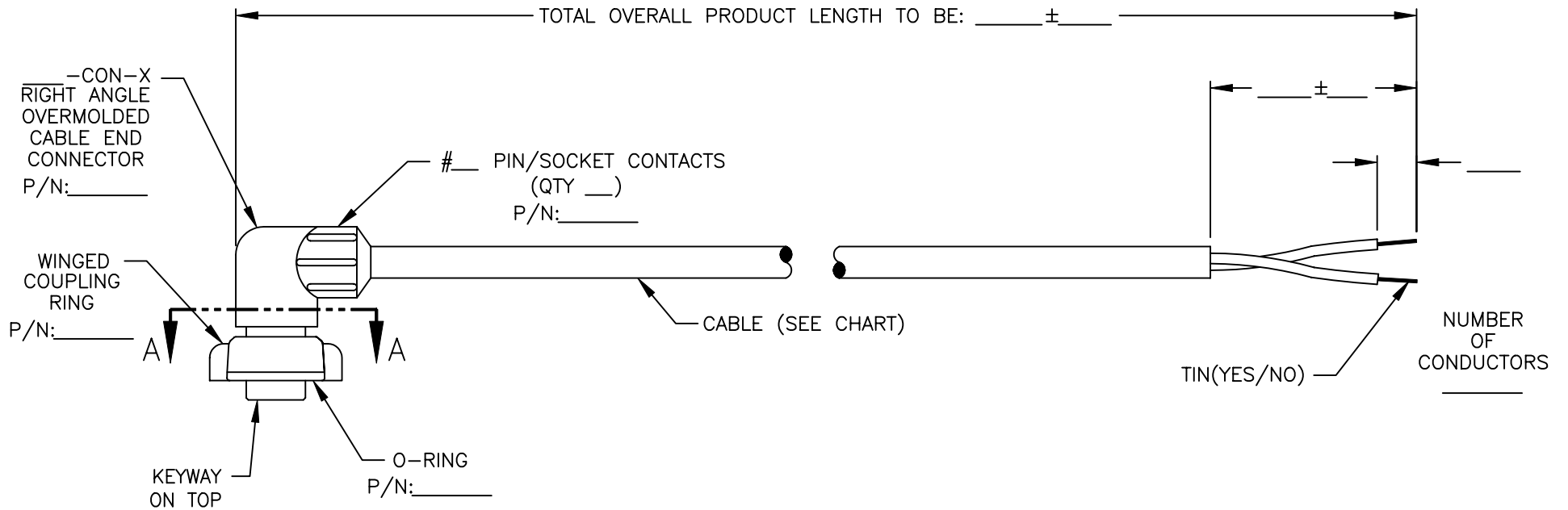


PART NUMBER:

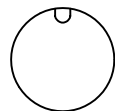
QUOTATION/SAMPLE DRAWING

NOTES & SPECIFICATIONS:

1. CABLE CUT LENGTH: _____
2. CABLE TO BE COILED/BUNDLED.
3. CUSTOMER PART NO.: _____ REV. _____



FACE VIEW



SECTION A-A WIRE VIEW

NOTE:
ALL KEYWAYS ARE SHOWN FOR ORIENTATION REF. ONLY

CABLE INFORMATION	
PART NO.:	
CABLE O.D.:	
JKT COLOR:	
JKT MATERIAL:	
STRANDING:	
NO. COND.:	

AGENCY APPROVALS		
TINNED:	CABLE/WIRE	ASSEMBLY
SHIELD	UL: YES/NO	YES/NO
GAUGE:	CSA: YES/NO	YES/NO
OTHER:	OTHER:	

WIRE COLOR CODE									
PIN #1	PIN #2	PIN #3	PIN #4	PIN #5	PIN #6	PIN #7	PIN #8	PIN #9	PIN #10
PIN #11	PIN #12	PIN #13	PIN #14	PIN #15	PIN #16	PIN #17	PIN #18	PIN #19	PIN #20

DO NOT SCALE PRINT		X1	CREATED PER DOR#	W.S.
REV.	DATE	DESCRIPTION		INIT.
DRAWN BY: W.S.		DATE:		 601 E. WILDWOOD VILLA PARK, IL 60181
CHECKED BY:		APPROVED BY:		
SCALE NTS		SIZE A	SHEET 1 OF 1	
FILE: QUOTE3		DISK: CP12		CUSTOMER:
UNLESS OTHERWISE SPECIFIED ALL UNITS ARE IN FEET, INCHES, AND FRACTIONS OF INCHES.				PART NUMBER:
				REV. X1